


Hazardous area

Safe area



Shown with optional backlight - loop powered

The **BA308E loop powered 4/20mA indicator** is a fourth generation instrument that is electrically and mechanically compatible with the earlier BA308C, but has a much larger full 4 digit display providing maximum visibility from a 144 x 72mm instrument. The new model has guaranteed performance between -40 & $+70^{\circ}\text{C}$, dust certification and an even shorter enclosure depth than its predecessor. The scale card can easily be marked to show the units of measurement and be installed on-site without dismantling the indicator enclosure or removing it from the panel. If the units of measurement are not specified when the indicator is ordered, a blank scale card will be fitted.

The **main application** of the BA308E is to display a measured variable in meaningful engineering units within a hazardous area. The zero and span of the display are independently adjustable allowing the indicator to be calibrated to display any linear variable represented by the 4/20mA signal. A root extractor and an adjustable sixteen segment lineariser enables the indicator to display flow and non-linear variables such as tank level in linear engineering units. For weighing applications a tare function is included.

A **bold 34mm high 4 digit display** provides maximum contrast and has a very wide viewing angle, allowing the BA308E indicator to be easily read in most lighting conditions over a wide temperature range. An optional factory fitted backlight is available for applications in poorly illuminated areas. The four digits, with three decimal points and a negative sign, may be configured to display any variable between -9999 and 9999 .

IP66 front panel protection and a neoprene gasket to seal the joint between the indicator and the panel make the instrument suitable for use in areas that will be cleaned with a hose. To simplify installation and maintenance, the indicator has a removable terminal block allowing panel wiring to be completed before the BA308E indicator is installed.

International intrinsic safety certification permits the BA308E to be installed throughout the world. The 4/20mA input terminals comply with the requirements for *simple apparatus* which, together with the low voltage drop, allow the indicator to be connected in series with most intrinsically safe 4/20mA loops. The BA308E may also be installed in dust hazardous areas. All input safety parameters are the same or greater than those for the preceding BA308C, thus allowing the BA308E to safely replace the earlier model.

A **backlight** which may be loop or separately powered is available as a factory fitted option. It provides green background illumination allowing the display to be read at night or in poorly illuminated areas. When powered from the 4/20mA loop no additional intrinsically safe interface or wiring is required and the indicator input remains compliant with the requirements for *simple apparatus*. Powering from a separate supply produces a brighter backlight but requires an additional intrinsically safe interface and field wiring.

Optional dual alarm outputs which can switch hazardous or safe area loads, such as sounders, beacons or solenoid valves, are available as a factory fitted option. The two galvanically isolated solid state outputs may be independently conditioned as high or low alarms with normally open or closed outputs. Annunciators on the display show the status of both alarm outputs.

Reliability is ensured by component conformal coating, protection from incorrect connection and radio frequency interference. The indicator has been subjected to vibration testing and is supported by a three year guarantee.

Other models in this range include the BA328E which has a similar specification with five 29mm high digits and a 31 segment bargraph.

BA308E

2-wire 4/20mA

4 digit indicator

Intrinsically safe for use in all gas & dust hazardous areas

- ◆ Loop powered only
1.2V drop
- ◆ 4 digit 34mm high display
- ◆ Intrinsically safe
ATEX, FM, cFM & IECEx
- ◆ Optional backlight & alarms
- ◆ Easy on-site scale card installation
- ◆ IP66 front
- ◆ Root extractor and 16 segment lineariser
- ◆ 144 x 72mm DIN enclosure
- ◆ 3 year guarantee



BEKA

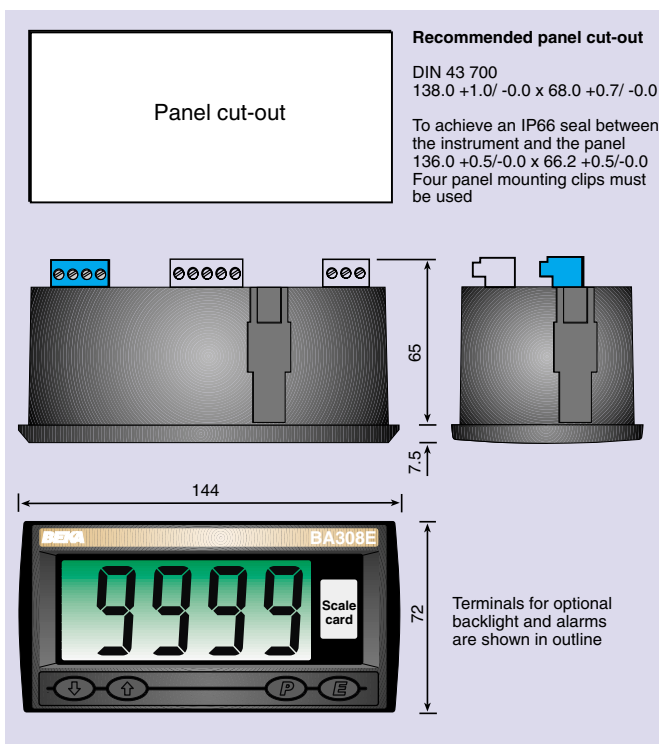
associates

BEKA associates Ltd. Old Charlton Rd.
Hitchin, Hertfordshire, SG5 2DA, U.K.
Tel. (01462) 438301 Fax (01462) 453971
e-mail sales@beka.co.uk www.beka.co.uk

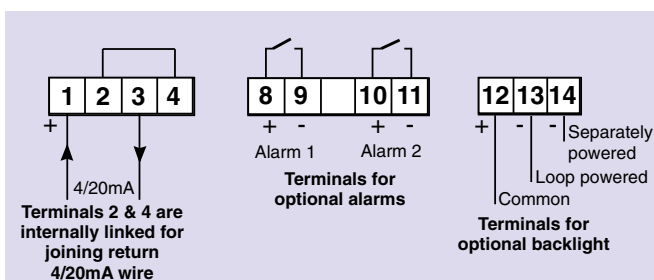
SPECIFICATION

Input	
Current	4 to 20mA
Voltage	Less than 1.2V at 20°C Less than 1.3V at -40°C Less than 5V with optional loop powered backlight.
Overrange	±200mA or ±30V will not damage the indicator.
Display	
Type	Liquid crystal, non-multiplexed 4 digits 34mm high.
Span	Adjustable between 0 & ±9999 for a 4/20mA input.
Zero	Adjustable between 0 & ±9999 with 4mA input.
Decimal point	1 of 3 positions or absent
Polarity	Automatic minus sign
Zero blanking	Blanked apart from 0 in front of decimal point
Direction	Display may increase or decrease with increasing 4/20mA input.
Reading rate	2 per second
Overrange	9999 or -9999 with all decimal points flashing.
Push buttons	
▼	(Function in display mode)
▲	Shows display with 4mA input
'P'	Shows display with 20mA input
	Displays input in mA or a % of span, has a modified function when alarms are fitted.
'E'	Used for tare function
Accuracy at 20°C	
Linear	±0.02% of span ±1digit
Root extracting	±16µA at input ±1 digit.
Temperature effect on:	
Zero	Less than 25ppm of span/°C
Span	Less than 50ppm of span/°C
Series mode rejection	Less than 0.05% of span error for 1mA pk to pk 50 or 60Hz interference.
Intrinsic safety	
Europe ATEX	
Code	Group II Category 1GD Ex ia IIC T5 Ga Ex ia IIIC T80°C Da IP20 Tamb = -40 to 70°C
Input parameters	
Ui	30V dc
Ii	200mA
Pi	0.84W
Output parameters	
	Complies with requirements for <i>simple apparatus</i> .
Cert. No.	ITS11ATEX27254X (Special conditions only apply for use in Group IIIC conductive dusts)
USA FM	
Standard Code	
	3610 Entity CL I: Div 1 GP A, B, C & D T4 @ 70°C
Standard Code	
	3611 Nonincendive CL I: Div 2 GP A, B, C & D T4 @ 70°C
File	3041487
Canada cFM	
File	3041487C
International IECEx	
Code	
	Ex ia IIC T5 Ga Ex ia IIIC T80°C Da IP20 Tamb = -40 to 70°C IECEx ITS11.0015X (Special conditions only apply for use in Group IIIC conductive dusts)
Cert. No.	
Environmental	
Operating temp	-40 to +70°C
Storage temp	-40 to +85°C
Humidity	to 95% at 40°C noncondensing
Vibration	Report available
Enclosure	Front IP66, rear IP20
EMC	Complies with 2004/108/EC
Mechanical	
Terminals	Screw clamp for 0.5 to 1.5mm² cable, removable terminal blocks.
Weight	0.35kg

DIMENSIONS (mm)



TERMINAL CONNECTIONS



Accessories

Backlight	Green, may be loop or separately powered
Loop powered	Indicator input voltage 5V
Separately powered	11V at 35mA from IS interface
Alarms	
Output	
Ron	Two alarm outputs each of which may be independently configured as a high or low alarm contact with a NO or NC output. Isolated solid state switch complying with requirements for <i>simple apparatus</i> .
Roff	5Ω + 0.7V max 1MΩ min
Printed scale card	Blank card fitted to each Indicator can be supplied printed with specified units of measurement.
Pack of printed scale cards	Contains 26 common units of measurement and four blanks.
Tag legend	Specified tag number or application thermally printed onto rear of the instrument.

HOW TO ORDER

Model number	BA308E
Display mode	Linear, root or lineariser*
Display at:	
4.000mA	XXXX
20.000mA	XXXX
	Include position of decimal point,* sign if negative, & intermediate points if lineariser is required.
Accessories	
Display backlight	Please specify if required
Dual alarms	Backlight
Scale card	Alarms
Tag	Legend required
	Legend required

* Will be set to display 0.0 at 4mA and 100.0 at 20mA with a linear display if calibration information is not supplied. Can easily be recalibrated on-site.