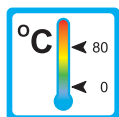


DHGF-2 DHGF-4

Function

The flowmeters type DHGF-2 and DHGF-4 are impeller flowmeters.



Application

The impeller flowmeters type DHGF-2 and DHGF-4 are employed to measure volume flow of liquids.

Areas of application:

- Mechanical Engineering
- Pharmaceutical Industry
- Chemical Industry
- Research and Development

Features

The series proves itself through reliable function and easy handling. Further characteristics of this model are:

- Universal mounting
- High accuracy
- High chemical resistance (ECTFE-Version)
- Threaded connection

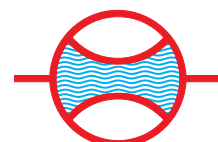
Installation hints

The installation of the flowmeter can be done in any way in the system. The optimum deaeration will be achieved with horizontal mounting. The flow direction must be observed.

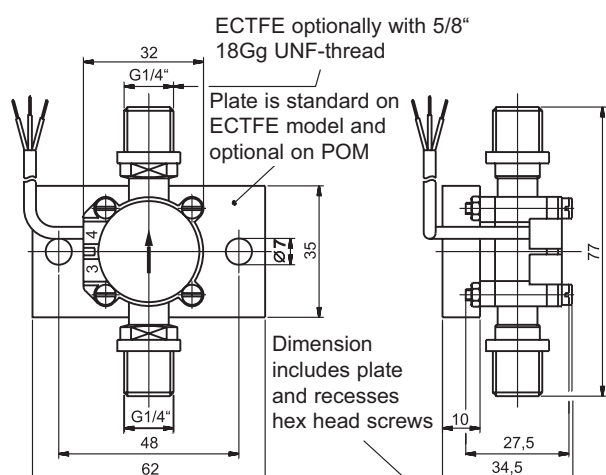
The flowmeter must not be used as a supporting part in a pipe construction.

The liquid must not contain any solids.

External magnetic fields influence the measurement. Keep sufficient distance to magnetic fields (e.g. electromotors).

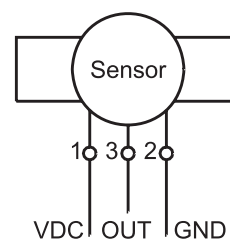


Ranges, Technical data



Connection diagram

1 VDC white
2 GND brown
3 OUT green



Operating data	DHGF-2	DHGF-4
Flow range (H ₂ O at 22 °C):	1,5 - 100 l/h	6 - 250 l/h
Sensing principle:	Hall-effect, touchless	
Viscosity range:	1 - 10 cSt	
Accuracy:	± 2 % from scale value (at same operating conditions)	
Repeatability:	< ± 0,8 % from scale value (at same operating conditions)	
Max. operating pressure:	6 bar	
Burst pressure (at 22 °C):	>15 bar	
Operating temperature:	0° C to +80 °C	
Ingress protection:	IP65	
Output signal:	square wave (push-pull output stage)	
Max. output current (at 24 V):	11 mA	
Power supply:	4,5 - 24 VDC (POM-Version), 10 - 24 VDC (ECTFE-Version)	
Connection cable (1 m):	Round cable 3 x 0,14 mm ² LIYY	

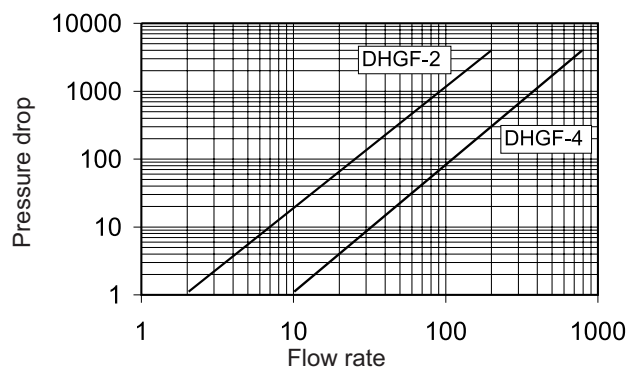
Materials	POM-Version	ECTFE-Version
Housing:	POM	ECTFE
Impeller:	POM	ECTFE
Bearing (spigot bearing)		
for DHGF-2 (axle / bearing):	Corepoint® / POM	Saphir / Rubin
for DHGF-4 (axle / bearing):	Corepoint® / POM	Saphir / Rubin
Magnets:	sinter ceramic	ECTFE-encapsulated
O-Rings:	FKM or EPDM *	FKM or EPDM *
Weight:	approx. 45 g	approx. 50 g
Process connection:	G 1/4"	G 1/4" or 5/8" UNF

* FKM: green colourcode

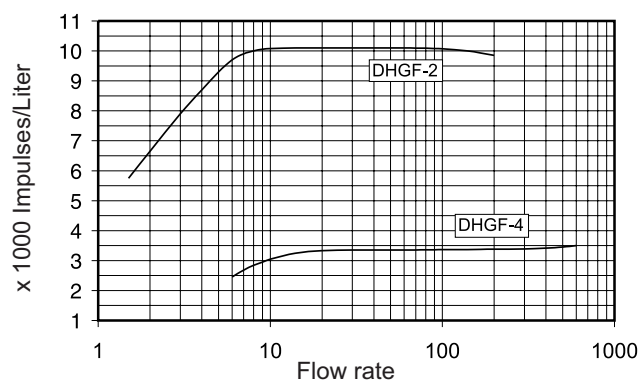
EPDM: black colourcode

KALREZ (optional): white colourcode

Pressure drop diagram



Pulse curve



DHGF-2/4 2 0004 04-10 E M



TR Automatyka Sp. z o. o.
ul. Lechicka 14 ; 02-156 Warszawa

Tel. (+48 022) 886 10 16
Fax. (+48 022) 846 50 37

www.trautomatyka.pl
biuro@trautomatyka.pl